



# African Centre of Meteorological Applications for Development (ACMAD)

**Technical notes  
for continental synoptic forecast**



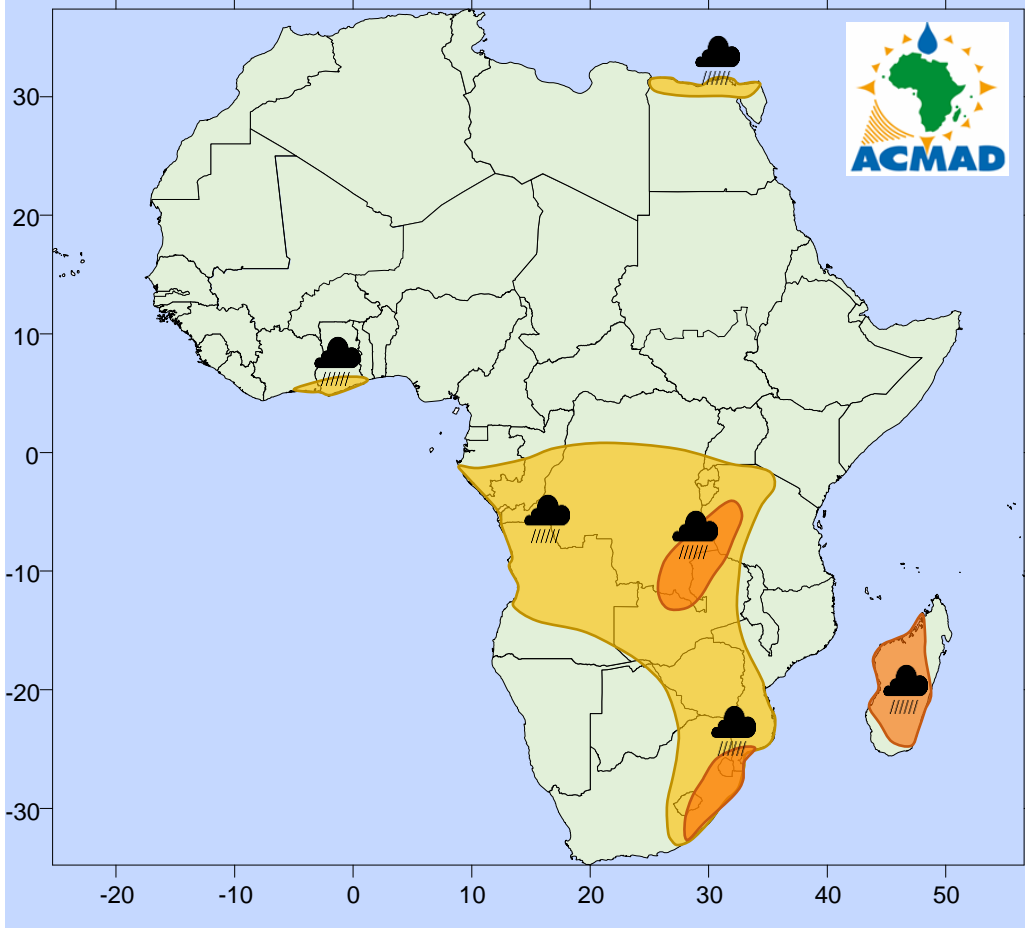
**Forecast issue date: December 30<sup>th</sup>, 2021**

**Validity period: December 31<sup>st</sup>, 2021 to January 4<sup>th</sup>, 2022**

# HAZARD OUTLOOK

## Validity: 2021-12-31

issued on 2021-12-30



### Weather Icons



Hazard
Very heavy rain (>100mm)
Heavy rain [50, 100[ mm
Moderate rain [10 -50[ mm
Light rain [1,10[ mm

### Weather Forecasting Risk Table

<b>Likelihood</b>	<b>Very high</b>	E1	E2	E3	E4	E5
	<b>High</b>	D1	D2	D3	D4	D5
	<b>Medium</b>	C1	C2	C3	C4	C5
	<b>Low</b>	B1	B2	B3	B4	B5
	<b>Very low</b>	A1	A2	A3	A4	A5
		<b>Very low</b>	<b>Low</b>	<b>Medium</b>	<b>High</b>	<b>Very High</b>

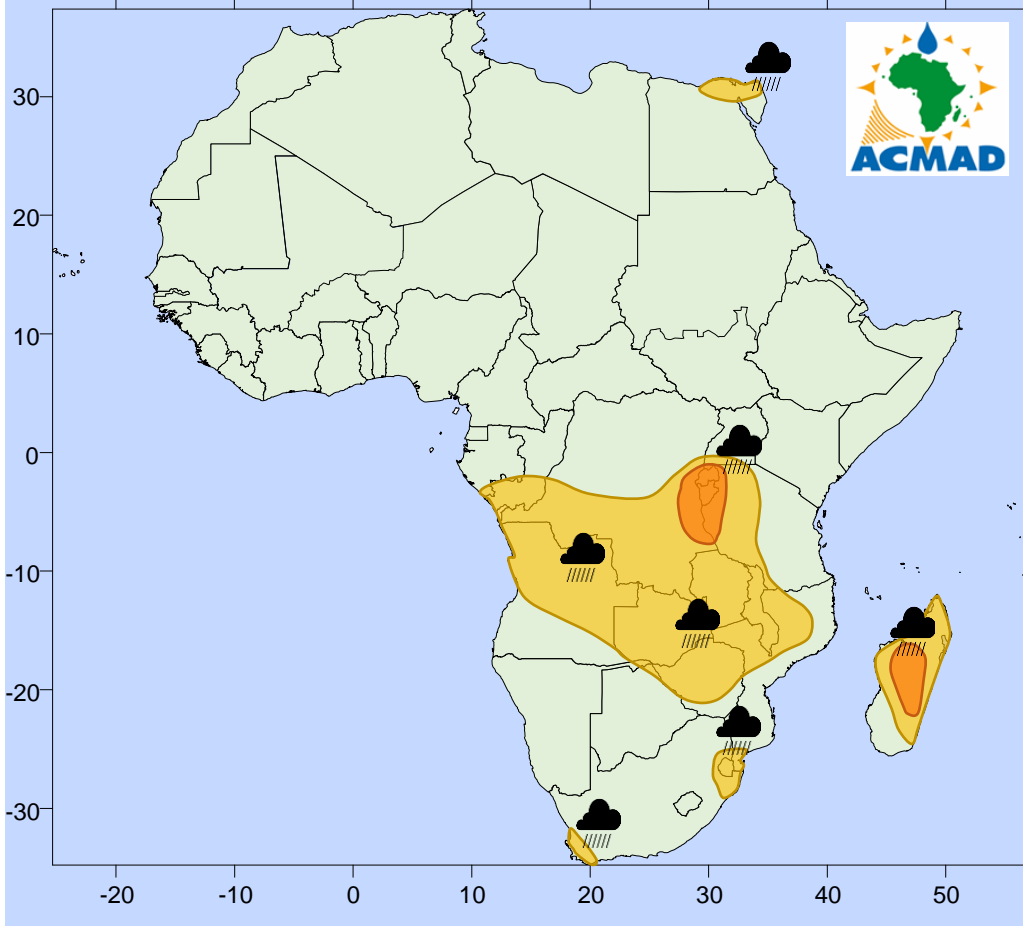
Impact \_\_\_\_\_



# HAZARD OUTLOOK

## Validity: 2022-01-01

issued on 2021-12-30



**Weather Icons**

- Rain
- Wind
- Dust
- Hail

Hazard
Very heavy rain (>100mm)
Heavy rain [50, 100[ mm
Moderate rain [10 -50[ mm
Light rain [1,10[ mm

**Weather Forecasting Risk Table**

<b>Likelihood</b>	<b>Very high</b>	E1	E2	E3	E4	E5
	<b>High</b>	D1	D2	D3	D4	D5
	<b>Medium</b>	C1	C2	C3	C4	C5
	<b>Low</b>	B1	B2	B3	B4	B5
	<b>Very low</b>	A1	A2	A3	A4	A5
		<b>Very low</b>	<b>Low</b>	<b>Medium</b>	<b>High</b>	<b>Very High</b>

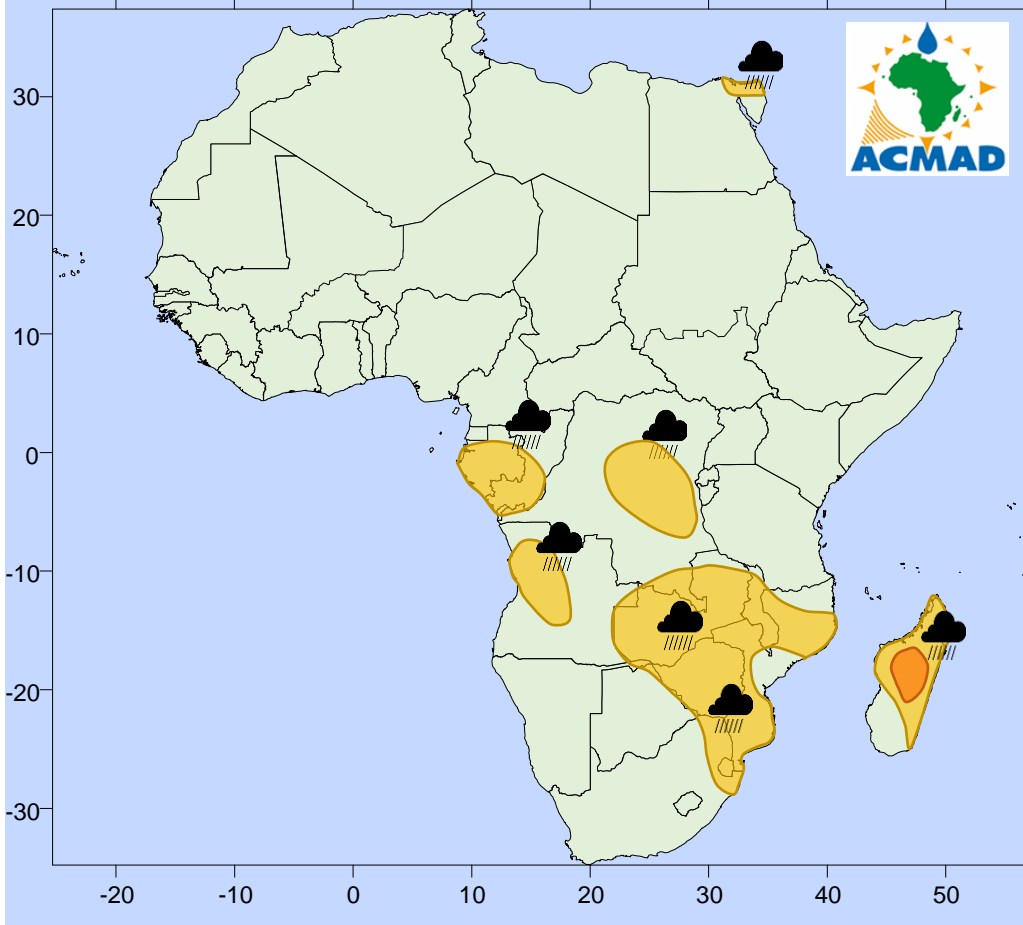
**Impact** \_\_\_\_\_



# HAZARD OUTLOOK

## Validity: 2022-01-02

issued on 2021-12-30



**Weather Icons**

- Rain
- Wind
- Dust
- Hail

Hazard
Very heavy rain (>100mm)
Heavy rain [50, 100[ mm
Moderate rain [10 -50[ mm
Light rain [1,10[ mm

**Weather Forecasting Risk Table**

<b>Likelihood</b>	<b>Very high</b>	E1	E2	E3	E4	E5
	<b>High</b>	D1	D2	D3	D4	D5
	<b>Medium</b>	C1	C2	C3	C4	C5
	<b>Low</b>	B1	B2	B3	B4	B5
	<b>Very low</b>	A1	A2	A3	A4	A5
		<b>Very low</b>	<b>Low</b>	<b>Medium</b>	<b>High</b>	<b>Very High</b>

**Impact** \_\_\_\_\_





# HAZARD OUTLOOK

**Validity: 2022-01-03**

*issued on 2021-12-30*

### Weather Icons



Rain



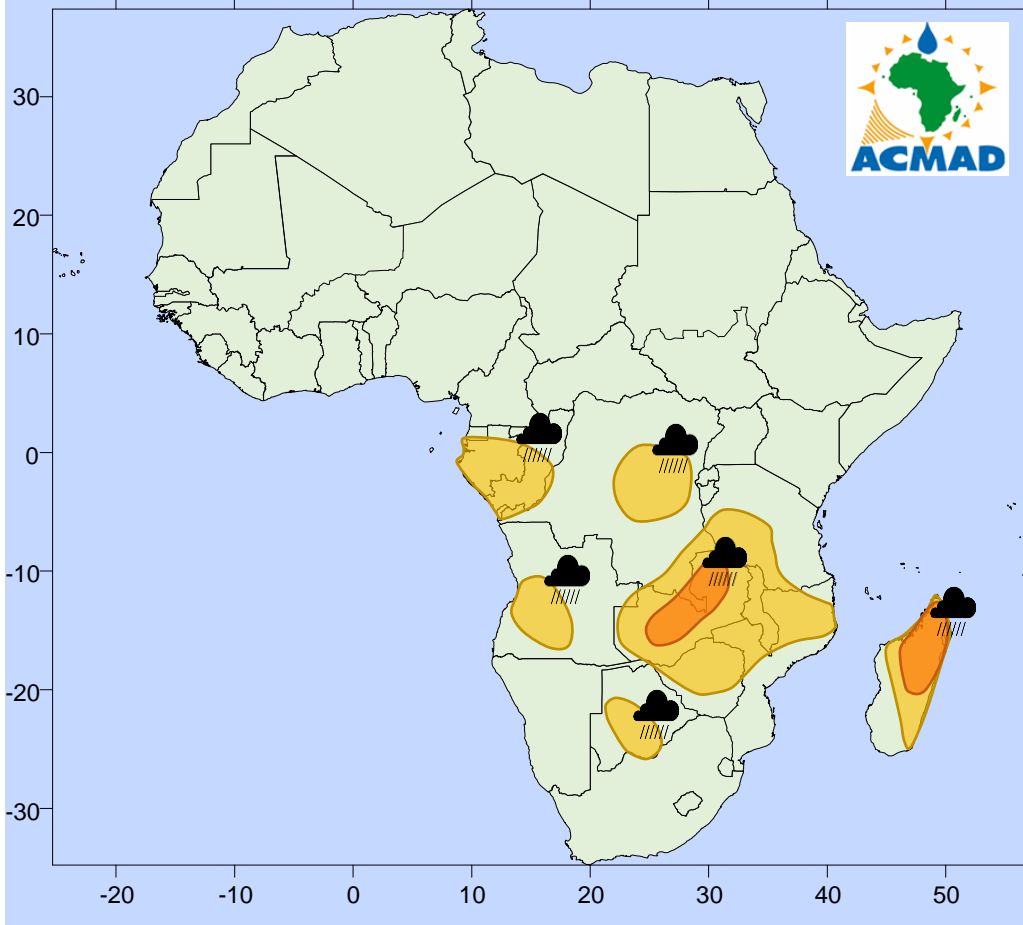
Wind



Dust



Hail



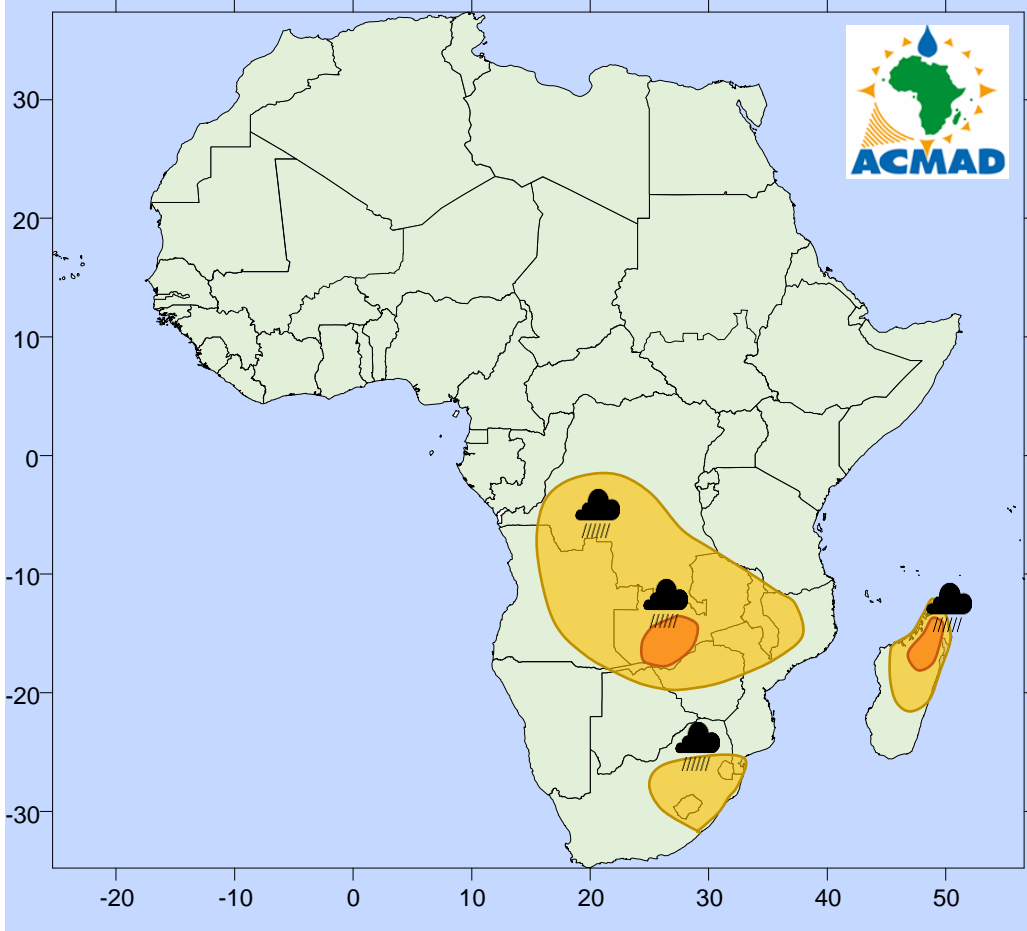
Hazard
Very heavy rain (>100mm)
Heavy rain [50, 100[ mm)
Moderate rain [10 -50[ mm)
Light rain [1,10[ mm)

### Weather Forecasting Risk Table

<b>Likelihood</b>	<b>Very high</b>	E1	E2	E3	E4	E5
	<b>High</b>	D1	D2	D3	D4	D5
	<b>Medium</b>	C1	C2	C3	C4	C5
	<b>Low</b>	B1	B2	B3	B4	B5
	<b>Very low</b>	A1	A2	A3	A4	A5
		<b>Very low</b>	<b>Low</b>	<b>Medium</b>	<b>High</b>	<b>Very High</b>

**Impact** \_\_\_\_\_





# HAZARD OUTLOOK

## Validity: 2022-01-04

issued on 2021-12-30

**Weather Icons**

- Rain
- Wind
- Dust
- Hail

Hazard
Very heavy rain (>100mm)
Heavy rain [50, 100[ mm
Moderate rain [10 -50[ mm
Light rain [1,10[ mm

**Weather Forecasting Risk Table**

<b>Likelihood</b>	<b>Very high</b>	E1	E2	E3	E4	E5
	<b>High</b>	D1	D2	D3	D4	D5
	<b>Medium</b>	C1	C2	C3	C4	C5
	<b>Low</b>	B1	B2	B3	B4	B5
	<b>Very low</b>	A1	A2	A3	A4	A5
		<b>Very low</b>	<b>Low</b>	<b>Medium</b>	<b>High</b>	<b>Very High</b>
		<b>Impact</b> _____				

