



# African Centre of Meteorological Applications for Development (ACMAD)

**Technical notes  
for continental synoptic forecast**

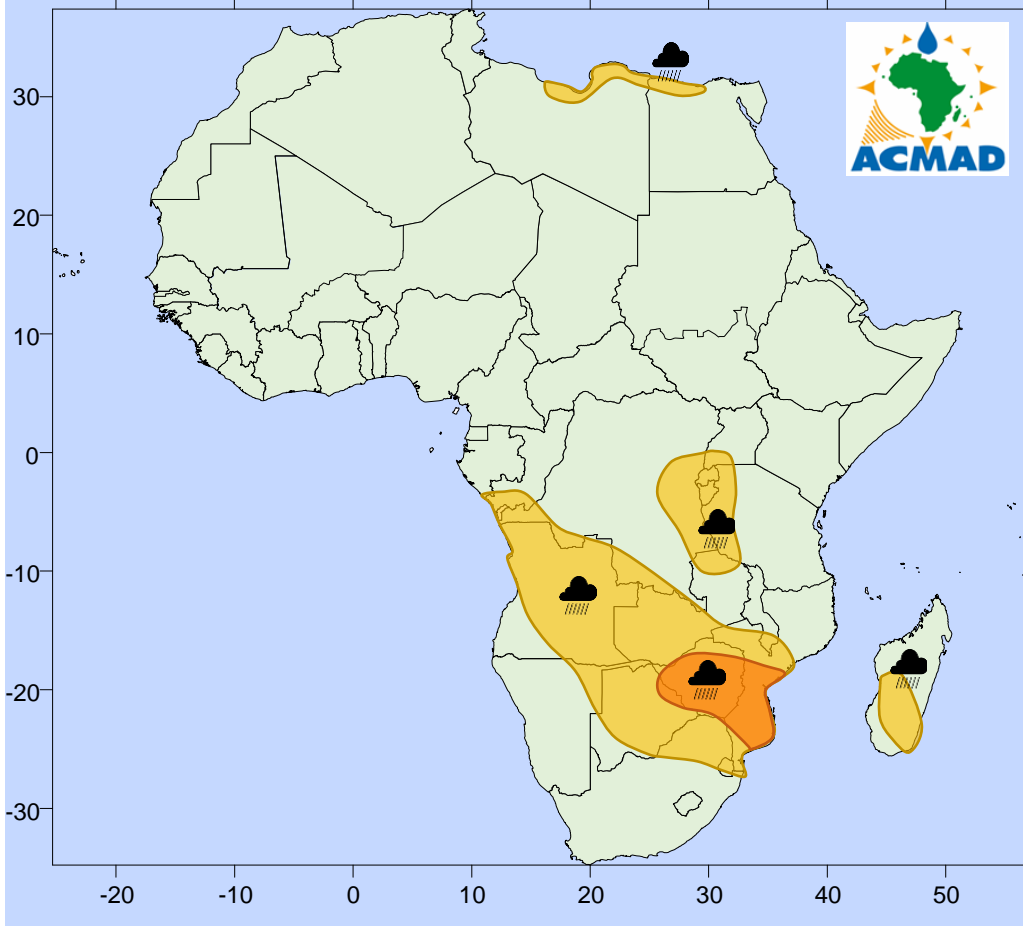


**Forecast issue date: December 16<sup>th</sup>, 2021**  
**Validity period: December 17<sup>th</sup> to 21<sup>th</sup> 2021**

# HAZARD OUTLOOK

## Validity: 2021-12-17

issued on 2021-12-16



**Weather Icons**

- Rain
- Wind
- Dust
- Hail

Hazard
Very heavy rain (>100mm)
Heavy rain [50, 100[ mm
Moderate rain [10 -50[ mm
Light rain [1,10[ mm

**Weather Forecasting Risk Table**

<b>Likelihood</b>	<b>Very high</b>	E1	E2	E3	E4	E5
	<b>High</b>	D1	D2	D3	D4	D5
	<b>Medium</b>	C1	C2	C3	C4	C5
	<b>Low</b>	B1	B2	B3	B4	B5
	<b>Very low</b>	A1	A2	A3	A4	A5
		<b>Very low</b>	<b>Low</b>	<b>Medium</b>	<b>High</b>	<b>Very High</b>

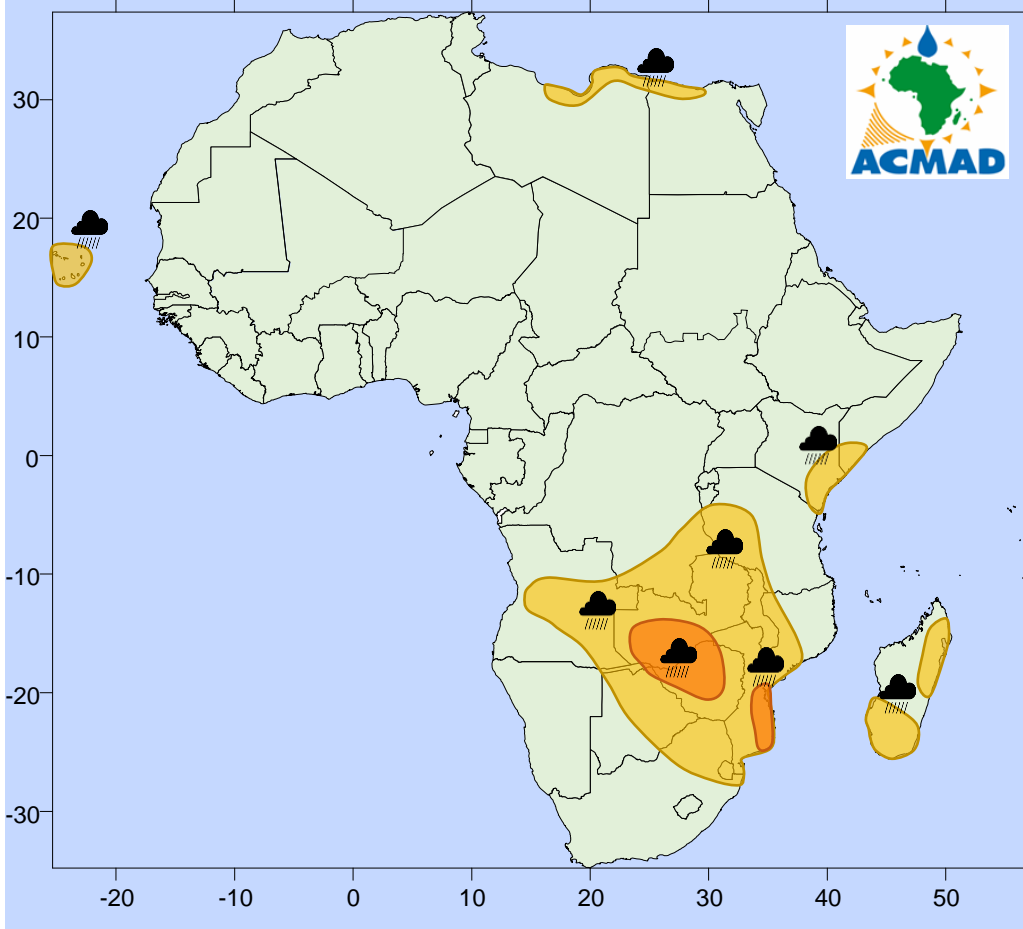
**Impact** \_\_\_\_\_



# HAZARD OUTLOOK

## Validity: 2021-12-18

issued on 2021-12-16



### Weather Icons



Rain



Wind



Dust



Hail

Hazard
Very heavy rain (>100mm)
Heavy rain [50, 100[ mm
Moderate rain [10 -50[ mm
Light rain [1,10[ mm

### Weather Forecasting Risk Table

Likelihood	Very high	E1	E2	E3	E4	E5
	High	D1	D2	D3	D4	D5
	Medium	C1	C2	C3	C4	C5
	Low	B1	B2	B3	B4	B5
	Very low	A1	A2	A3	A4	A5
		Very low	Low	Medium	High	Very High

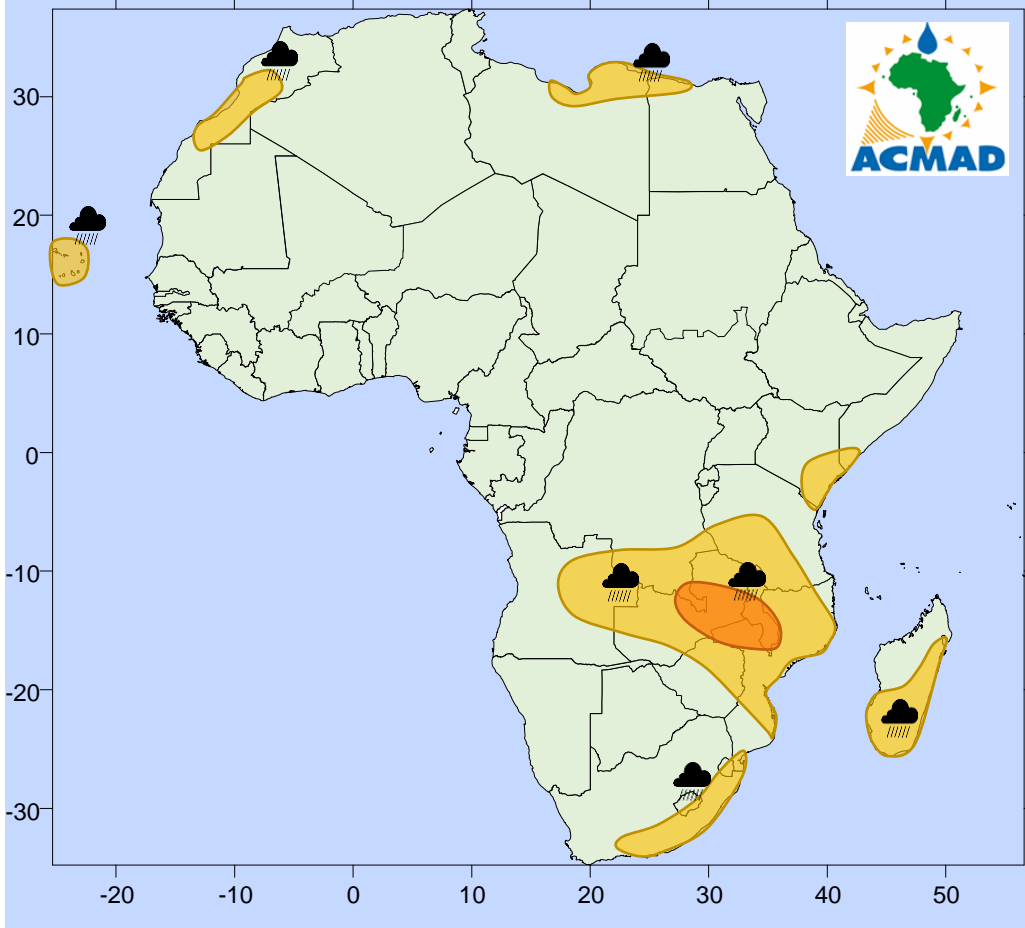
Impact \_\_\_\_\_

Archive

# HAZARD OUTLOOK

## Validity: 2021-12-19

issued on 2021-12-16



### Weather Icons



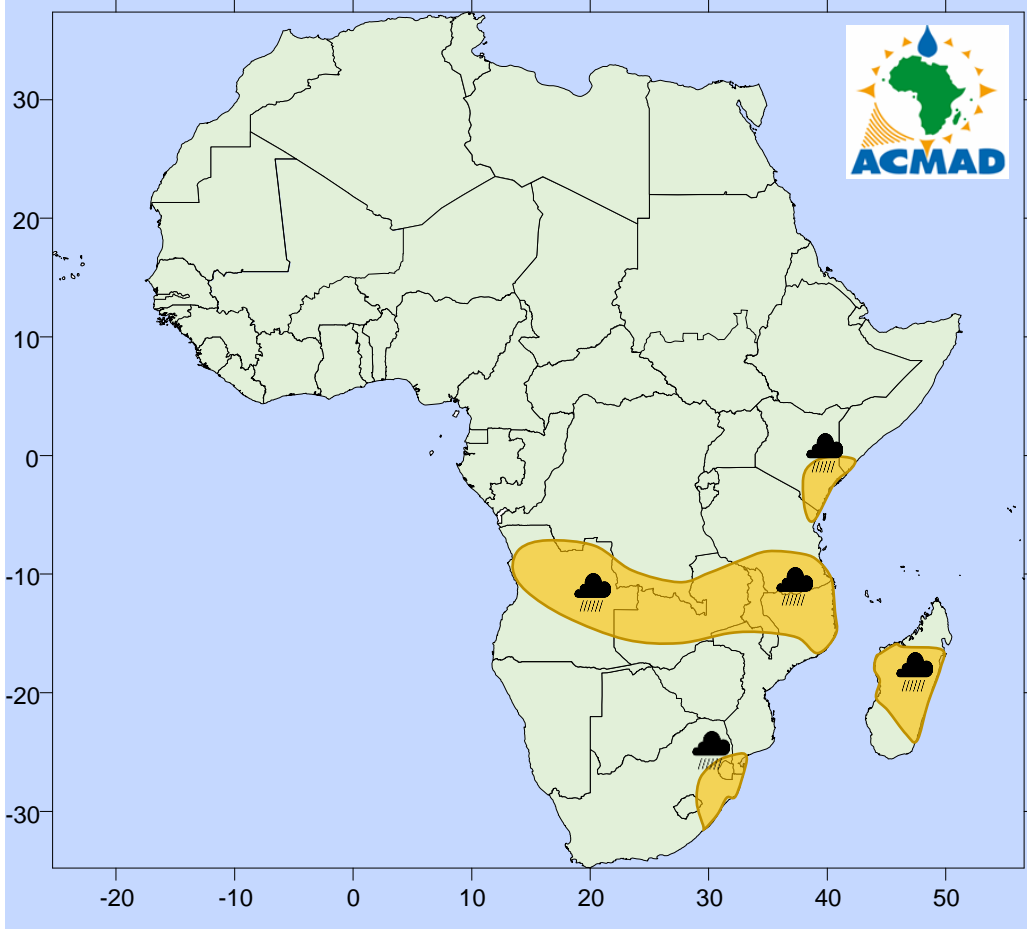
Hazard
Very heavy rain (>100mm)
Heavy rain [50, 100[ mm)
Moderate rain [10 -50[ mm)
Light rain [1,10[ mm)

### Weather Forecasting Risk Table

Likelihood	Very high	E1	E2	E3	E4	E5
	High	D1	D2	D3	D4	D5
	Medium	C1	C2	C3	C4	C5
	Low	B1	B2	B3	B4	B5
	Very low	A1	A2	A3	A4	A5
		Very low	Low	Medium	High	Very High

Impact \_\_\_\_\_





# HAZARD OUTLOOK

**Validity: 2021-12-20**

*issued on 2021-12-16*

### Weather Icons



Rain



Wind



Dust



Hail

Hazard
Very heavy rain (>100mm)
Heavy rain [50, 100[ mm
Moderate rain [10 -50[ mm
Light rain [1,10[ mm

**Weather Forecasting Risk Table**

<b>Likelihood</b>	<b>Very high</b>	E1	E2	E3	E4	E5
	<b>High</b>	D1	D2	D3	D4	D5
	<b>Medium</b>	C1	C2	C3	C4	C5
	<b>Low</b>	B1	B2	B3	B4	B5
	<b>Very low</b>	A1	A2	A3	A4	A5
		<b>Very low</b>	<b>Low</b>	<b>Medium</b>	<b>High</b>	<b>Very High</b>

**Impact** \_\_\_\_\_





# HAZARD OUTLOOK

**Validity: 2021-12-21**

issued on 2021-12-16

### Weather Icons



Rain



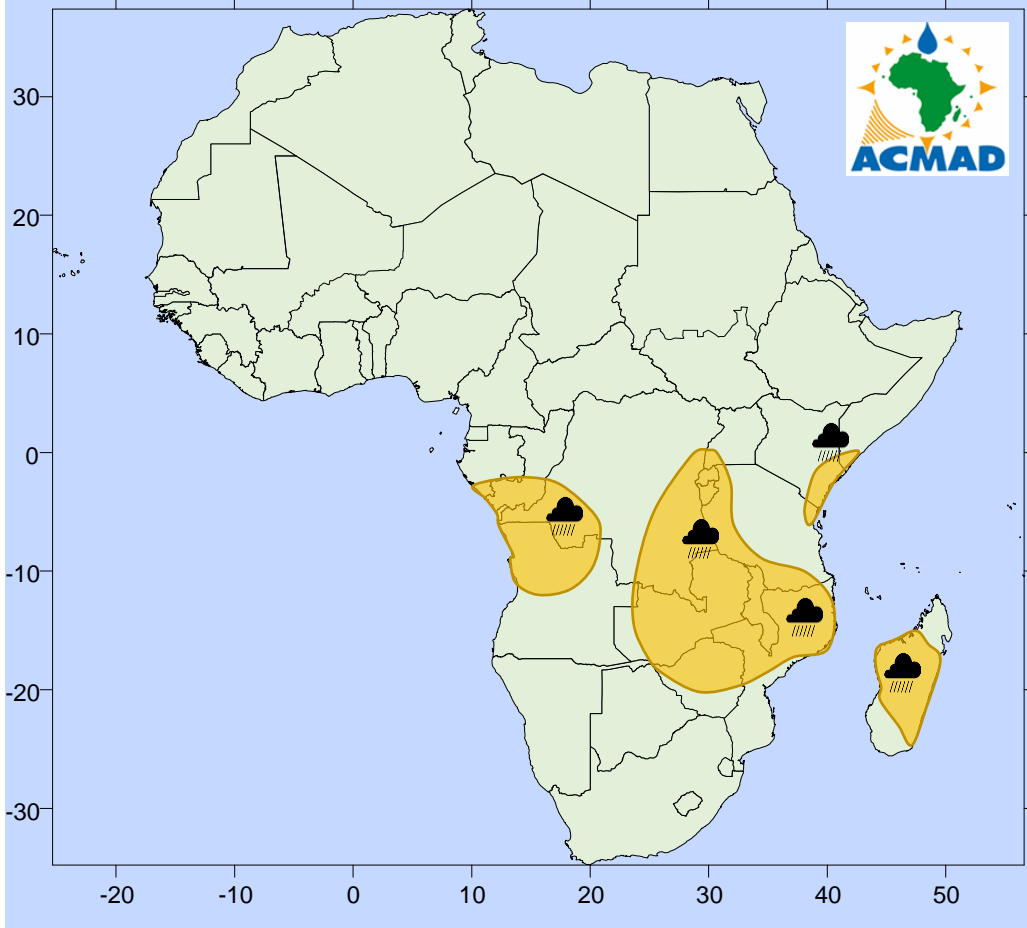
Wind



Dust



Hail



Hazard
Very heavy rain (>100mm)
Heavy rain [50, 100[ mm)
Moderate rain [10 -50[ mm)
Light rain [1,10[ mm)

**Weather Forecasting Risk Table**

<b>Likelihood</b>	<b>Very high</b>	E1	E2	E3	E4	E5
	<b>High</b>	D1	D2	D3	D4	D5
	<b>Medium</b>	C1	C2	C3	C4	C5
	<b>Low</b>	B1	B2	B3	B4	B5
	<b>Very low</b>	A1	A2	A3	A4	A5
		<b>Very low</b>	<b>Low</b>	<b>Medium</b>	<b>High</b>	<b>Very High</b>

**Impact** \_\_\_\_\_

