



# African Centre of Meteorological Applications for Development (ACMAD)

**Technical notes  
for continental synoptic forecast**



**Forecast issue date: November 25<sup>th</sup>, 2021**

**Validity period: November 26<sup>th</sup>, 27<sup>th</sup>, 28<sup>st</sup> and 29<sup>th</sup>, 2021**



# HAZARD OUTLOOK

**Validity: 2021-11-26**

*issued on 2021-11-25*

### Weather Icons



Rain



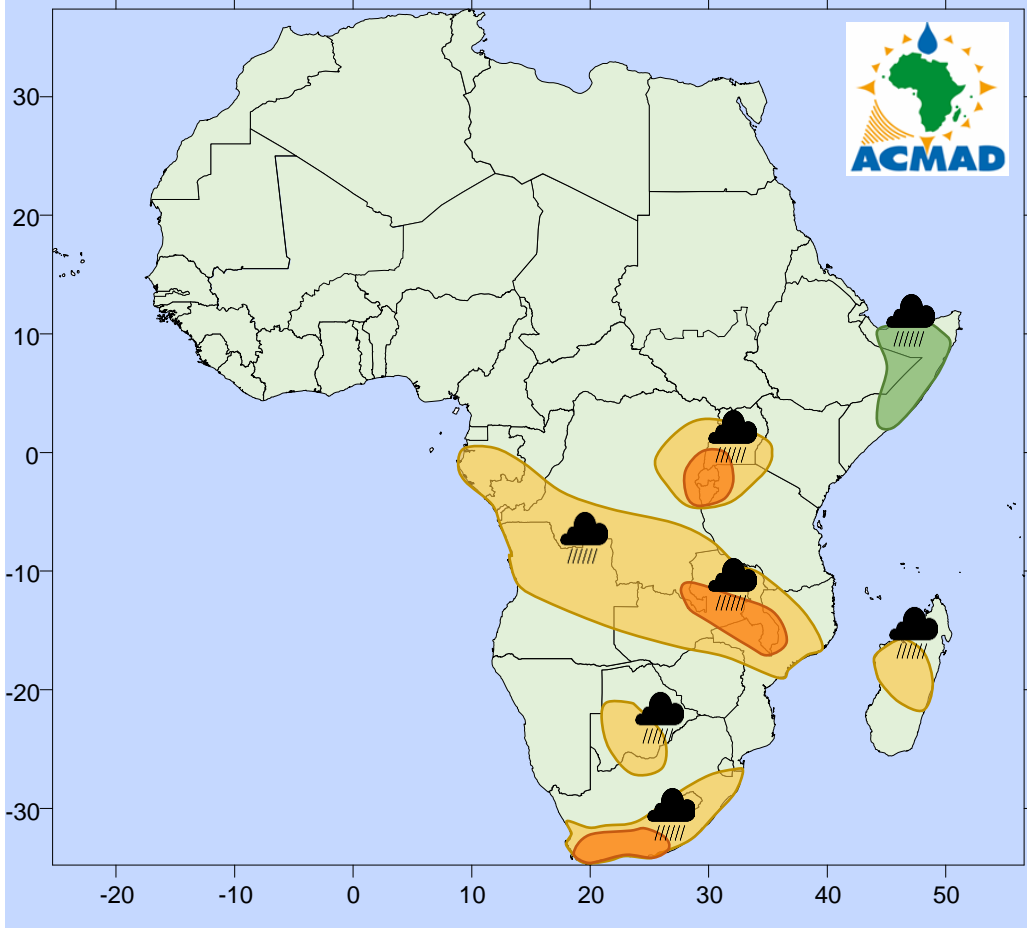
Wind



Dust



Hail



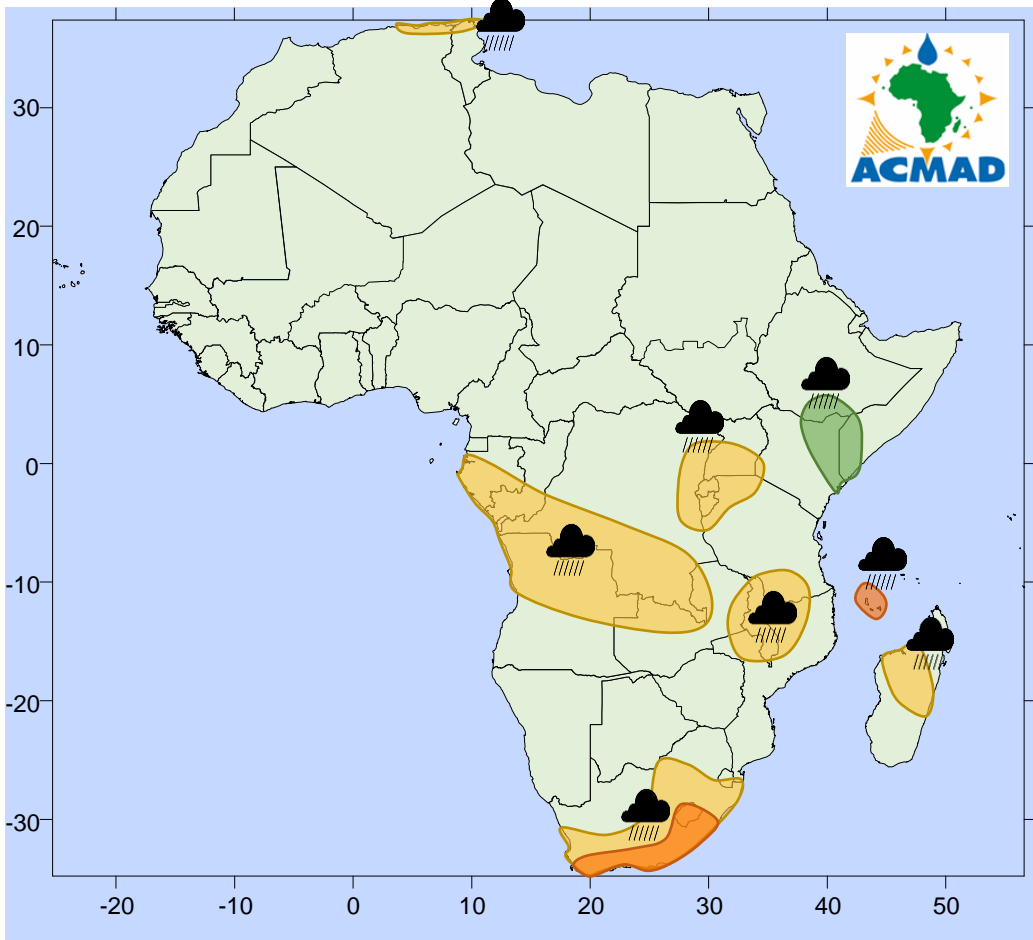
Hazard
Very heavy rain (>100mm)
Heavy rain [50, 100[ mm
Moderate rain [10 -50[ mm
Light rain [1,10[ mm

**Weather Forecasting Risk Table**

<b>Likelihood</b>	<b>Very high</b>	E1	E2	E3	E4	E5
	<b>High</b>	D1	D2	D3	D4	D5
	<b>Medium</b>	C1	C2	C3	C4	C5
	<b>Low</b>	B1	B2	B3	B4	B5
	<b>Very low</b>	A1	A2	A3	A4	A5
		<b>Very low</b>	<b>Low</b>	<b>Medium</b>	<b>High</b>	<b>Very High</b>

**Impact** \_\_\_\_\_





# HAZARD OUTLOOK

## Validity: 2021-11-27

issued on 2021-11-25

**Weather Icons**

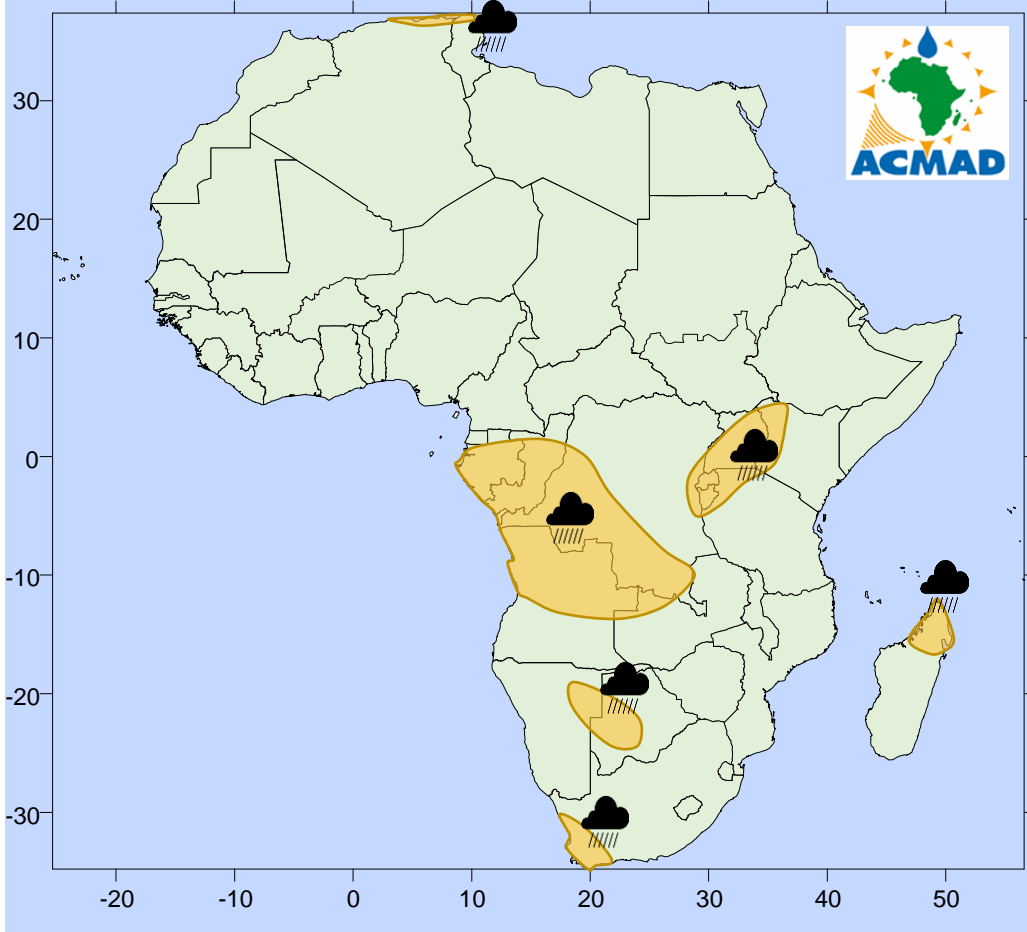
- Rain
- Wind
- Dust
- Hail

Hazard
Very heavy rain (>100mm)
Heavy rain [50, 100[ mm
Moderate rain [10 -50[ mm
Light rain [1,10[ mm

**Weather Forecasting Risk Table**

<b>Likelihood</b>	<b>Very high</b>	E1	E2	E3	E4	E5
	<b>High</b>	D1	D2	D3	D4	D5
	<b>Medium</b>	C1	C2	C3	C4	C5
	<b>Low</b>	B1	B2	B3	B4	B5
	<b>Very low</b>	A1	A2	A3	A4	A5
		<b>Very low</b>	<b>Low</b>	<b>Medium</b>	<b>High</b>	<b>Very High</b>
		<b>Impact</b>				





# HAZARD OUTLOOK

## Validity: 2021-11-28

issued on 2021-11-25

**Weather Icons**

- Rain
- Wind
- Dust
- Hail

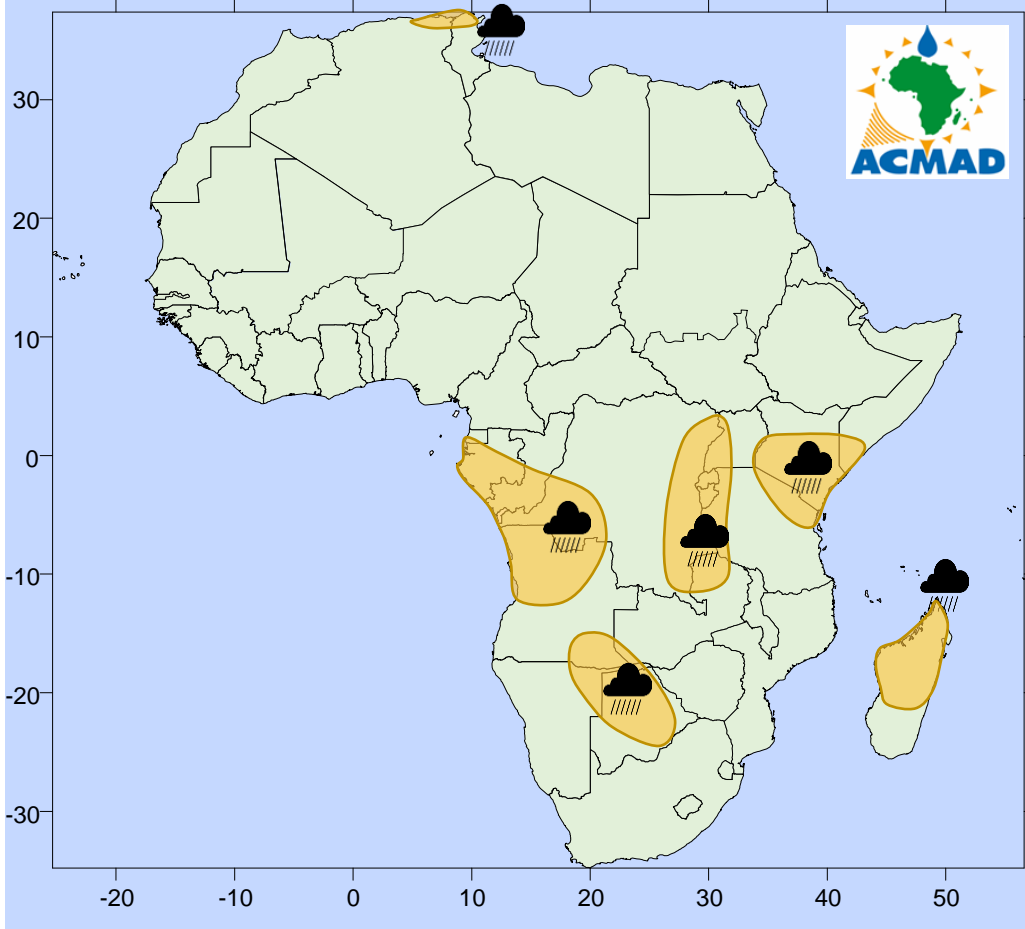
Hazard
Very heavy rain (>100mm)
Heavy rain [50, 100[ mm
Moderate rain [10 -50[ mm
Light rain [1,10[ mm

**Weather Forecasting Risk Table**

<b>Likelihood</b>	<b>Very high</b>	E1	E2	E3	E4	E5
	<b>High</b>	D1	D2	D3	D4	D5
	<b>Medium</b>	C1	C2	C3	C4	C5
	<b>Low</b>	B1	B2	B3	B4	B5
	<b>Very low</b>	A1	A2	A3	A4	A5
		<b>Very low</b>	<b>Low</b>	<b>Medium</b>	<b>High</b>	<b>Very High</b>

**Impact** \_\_\_\_\_









# HAZARD OUTLOOK

## Validity: 2021-11-29

issued on 2021-11-25

**Weather Icons**

 Rain    
  Wind    
  Dust    
  Hail

Hazard
Very heavy rain (>100mm)
Heavy rain [50, 100[ mm
Moderate rain [10 -50[ mm
Light rain [1,10[ mm

**Weather Forecasting Risk Table**

<b>Likelihood</b>	<b>Very high</b>	E1	E2	E3	E4	E5
	<b>High</b>	D1	D2	D3	D4	D5
	<b>Medium</b>	C1	C2	C3	C4	C5
	<b>Low</b>	B1	B2	B3	B4	B5
	<b>Very low</b>	A1	A2	A3	A4	A5
		<b>Very low</b>	<b>Low</b>	<b>Medium</b>	<b>High</b>	<b>Very High</b>
		<b>Impact</b> _____				

