



# African Centre of Meteorological Applications for Development (ACMAD)

**Technical notes  
for continental synoptic forecast**

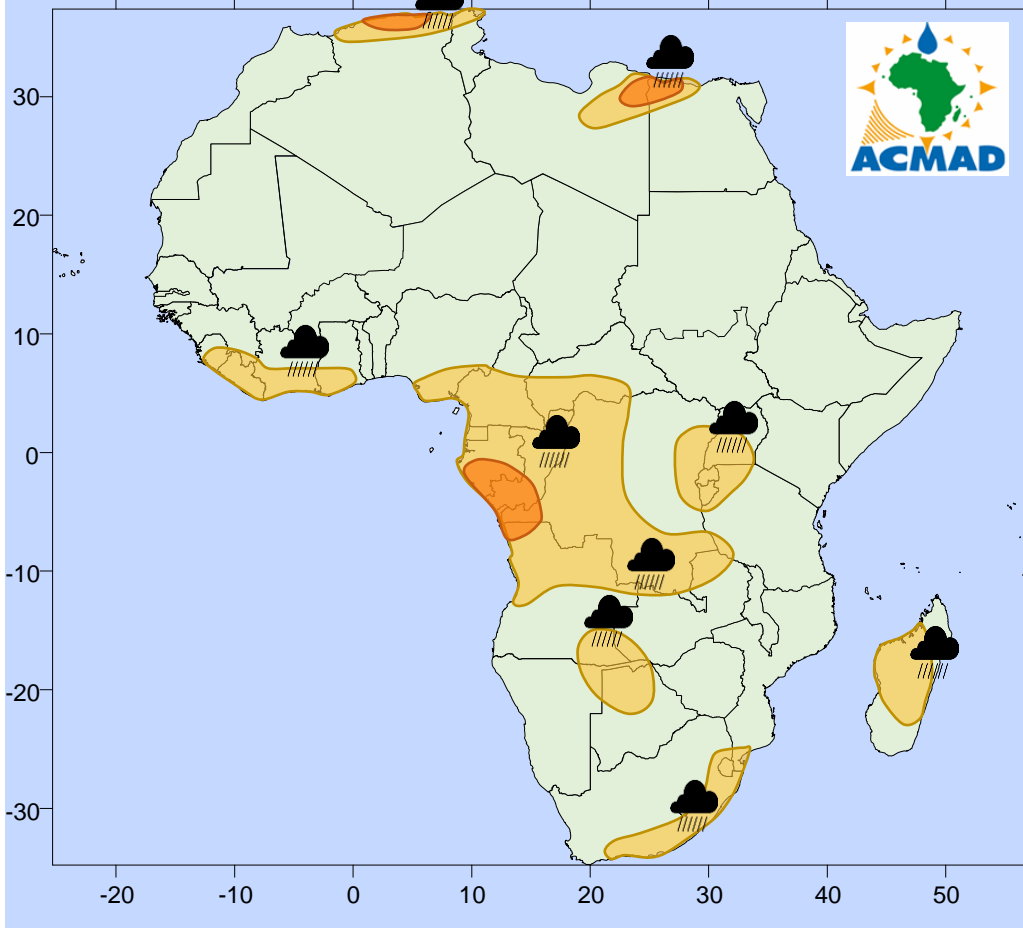


**Forecast issue date: November 15<sup>th</sup>, 2021**  
**Validity period: November 16<sup>th</sup>, 17<sup>th</sup> and 18<sup>th</sup>, 2021**

# HAZARD OUTLOOK

## Validity: 2021-11-16

issued on 2021-11-15



**Weather Icons**

- Rain
- Wind
- Dust
- Hail

**Forecast Risk**

- Take Action** (Red)
- Be Prepared** (Orange)
- Be aware** (Yellow)
- Low risk** (Green)

**Weather Forecasting Risk Table**

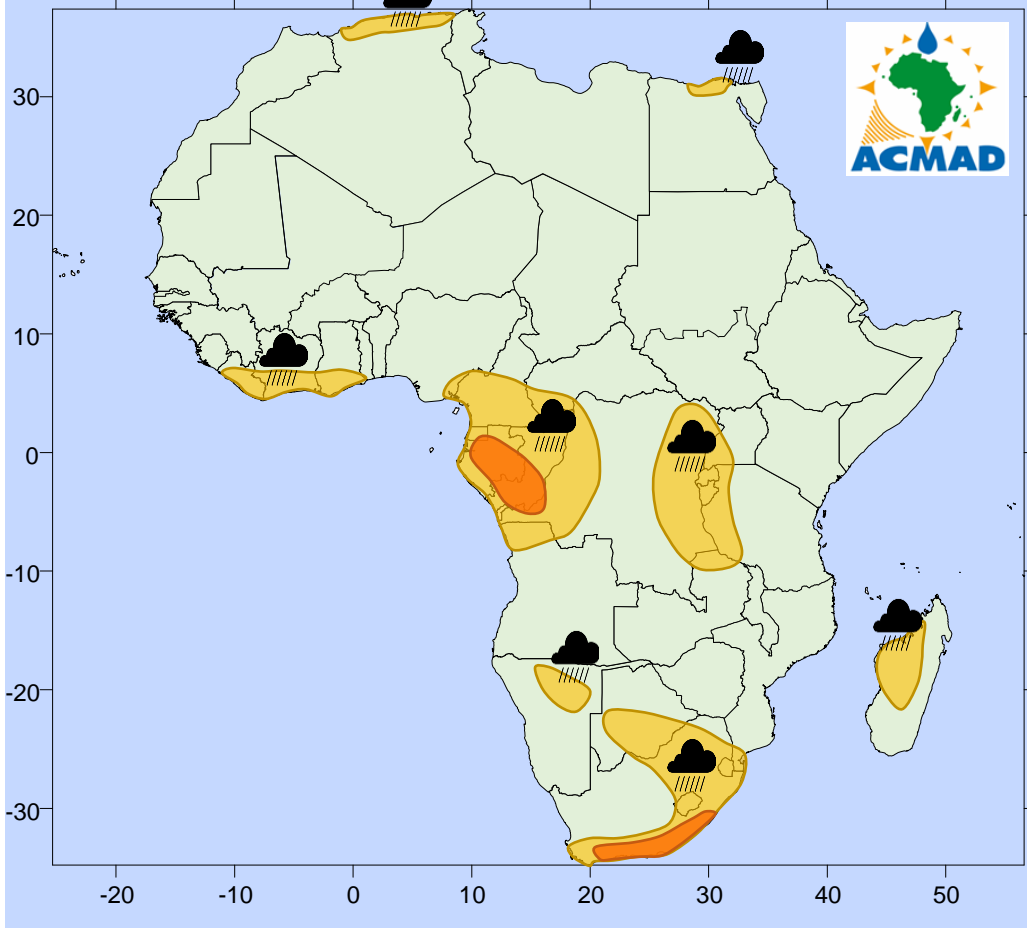
<b>Likelihood</b>	<b>Very high</b>	E1	E2	E3	E4	E5
	<b>High</b>	D1	D2	D3	D4	D5
	<b>Medium</b>	C1	C2	C3	C4	C5
	<b>Low</b>	B1	B2	B3	B4	B5
	<b>Very low</b>	A1	A2	A3	A4	A5
		<b>Very low</b>	<b>Low</b>	<b>Medium</b>	<b>High</b>	<b>Very High</b>
		<b>Impact</b> _____				



# HAZARD OUTLOOK

## Validity: 2021-11-17

issued on 2021-11-15



**Weather Icons**

- Rain
- Wind
- Dust
- Hail

**Forecast Risk**

- Take Action
- Be Prepared
- Be aware
- Low risk

**Weather Forecasting Risk Table**

<b>Likelihood</b>	<b>Very high</b>	E1	E2	E3	E4	E5
	<b>High</b>	D1	D2	D3	D4	D5
	<b>Medium</b>	C1	C2	C3	C4	C5
	<b>Low</b>	B1	B2	B3	B4	B5
	<b>Very low</b>	A1	A2	A3	A4	A5
		<b>Very low</b>	<b>Low</b>	<b>Medium</b>	<b>High</b>	<b>Very High</b>



**Impact** \_\_\_\_\_



# HAZARD OUTLOOK

**Validity: 2021-11-18**

*issued on 2021-11-15*

### Weather Icons



Rain



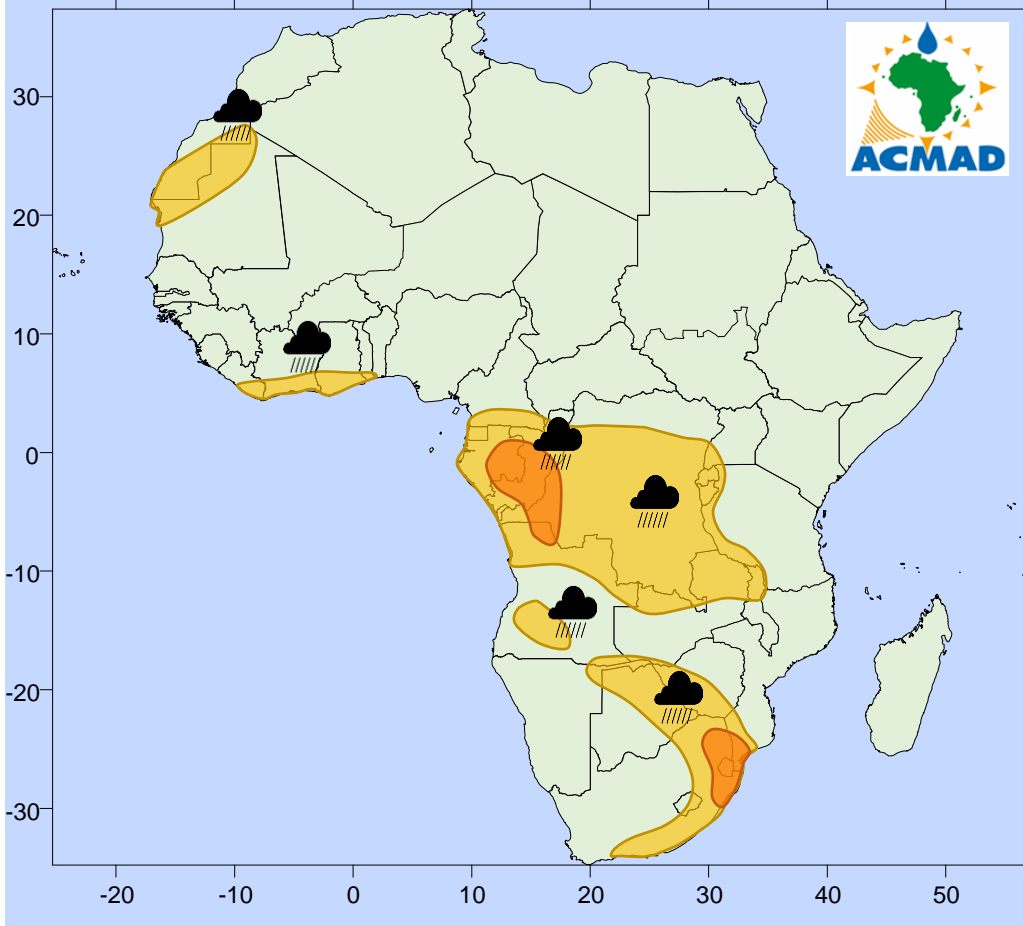
Wind



Dust



Hail



Forecast Risk
Take Action
Be Prepared
Be aware
Low risk

**Weather Forecasting Risk Table**

<b>Likelihood</b>	<b>Very high</b>	E1	E2	E3	E4	E5
	<b>High</b>	D1	D2	D3	D4	D5
	<b>Medium</b>	C1	C2	C3	C4	C5
	<b>Low</b>	B1	B2	B3	B4	B5
	<b>Very low</b>	A1	A2	A3	A4	A5
		<b>Very low</b>	<b>Low</b>	<b>Medium</b>	<b>High</b>	<b>Very High</b>

**Impact** \_\_\_\_\_

