



African Centre of Meteorological Applications for Development (ACMAD)

**Technical notes
for continental synoptic forecast**



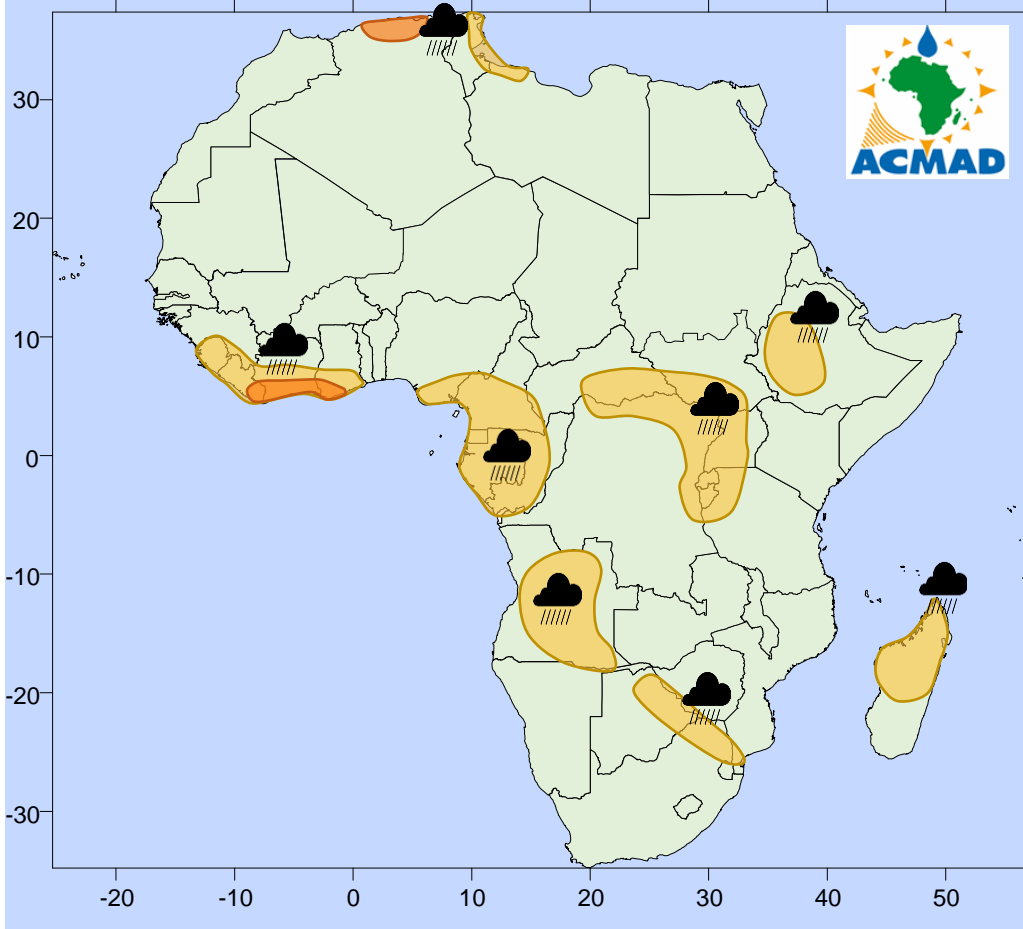
Forecast issue date: November 8th, 2021

Validity period: November 9th, 10th and 11th, 2021

HAZARD OUTLOOK

Validity: 2021-11-09

issued on 2021-11-08



Weather Icons

- Rain
- Wind
- Dust
- Hail

Forecast Risk

- Take Action** (Red)
- Be Prepared** (Orange)
- Be aware** (Yellow)
- Low risk** (Green)

Weather Forecasting Risk Table

Likelihood	Very high	E1	E2	E3	E4	E5
	High	D1	D2	D3	D4	D5
	Medium	C1	C2	C3	C4	C5
	Low	B1	B2	B3	B4	B5
	Very low	A1	A2	A3	A4	A5
		Very low	Low	Medium	High	Very High

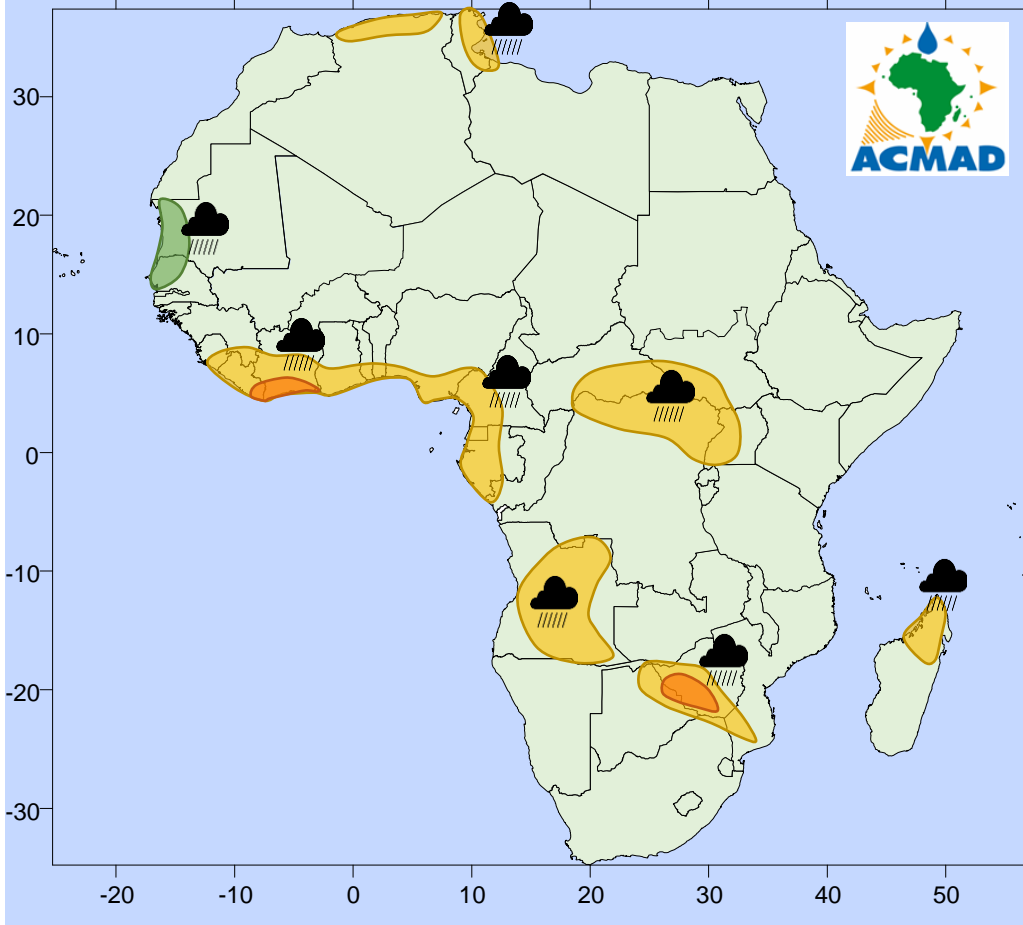
Impact _____



HAZARD OUTLOOK

Validity: 2021-11-10

issued on 2021-11-08



Weather Icons

- Rain
- Wind
- Dust
- Hail

Forecast Risk

- Take Action** (Red)
- Be Prepared** (Orange)
- Be aware** (Yellow)
- Low risk** (Green)

Weather Forecasting Risk Table

Likelihood	Very high	E1	E2	E3	E4	E5
	High	D1	D2	D3	D4	D5
	Medium	C1	C2	C3	C4	C5
	Low	B1	B2	B3	B4	B5
	Very low	A1	A2	A3	A4	A5
		Very low	Low	Medium	High	Very High

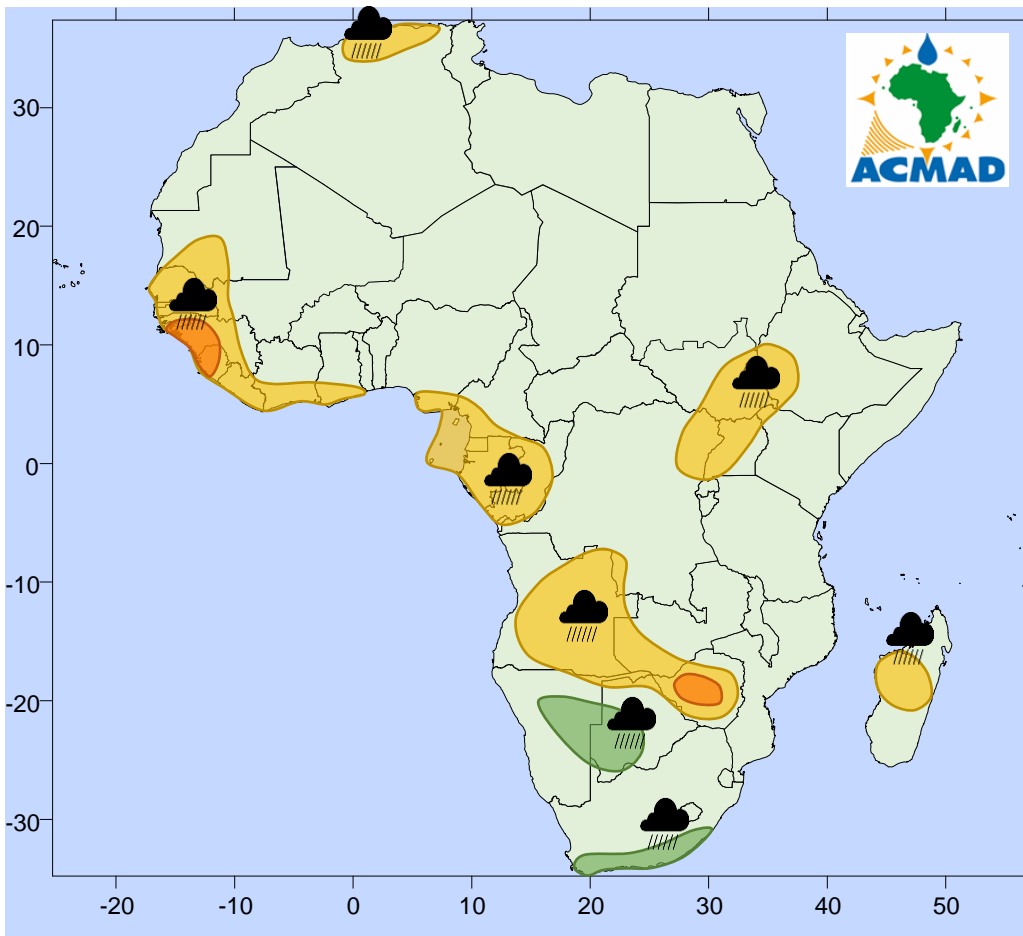
Impact _____



HAZARD OUTLOOK

Validity: 2021-11-11

issued on 2021-11-08



Weather Icons

- Rain
- Wind
- Dust
- Hail

Forecast Risk

- Take Action** (Red)
- Be Prepared** (Orange)
- Be aware** (Yellow)
- Low risk** (Green)

Weather Forecasting Risk Table

Likelihood	Very high	E1	E2	E3	E4	E5
	High	D1	D2	D3	D4	D5
	Medium	C1	C2	C3	C4	C5
	Low	B1	B2	B3	B4	B5
	Very low	A1	A2	A3	A4	A5
		Very low	Low	Medium	High	Very High

Impact _____

