



African Centre of Meteorological Applications for Development (ACMAD)

**Technical notes
for continental synoptic forecast**



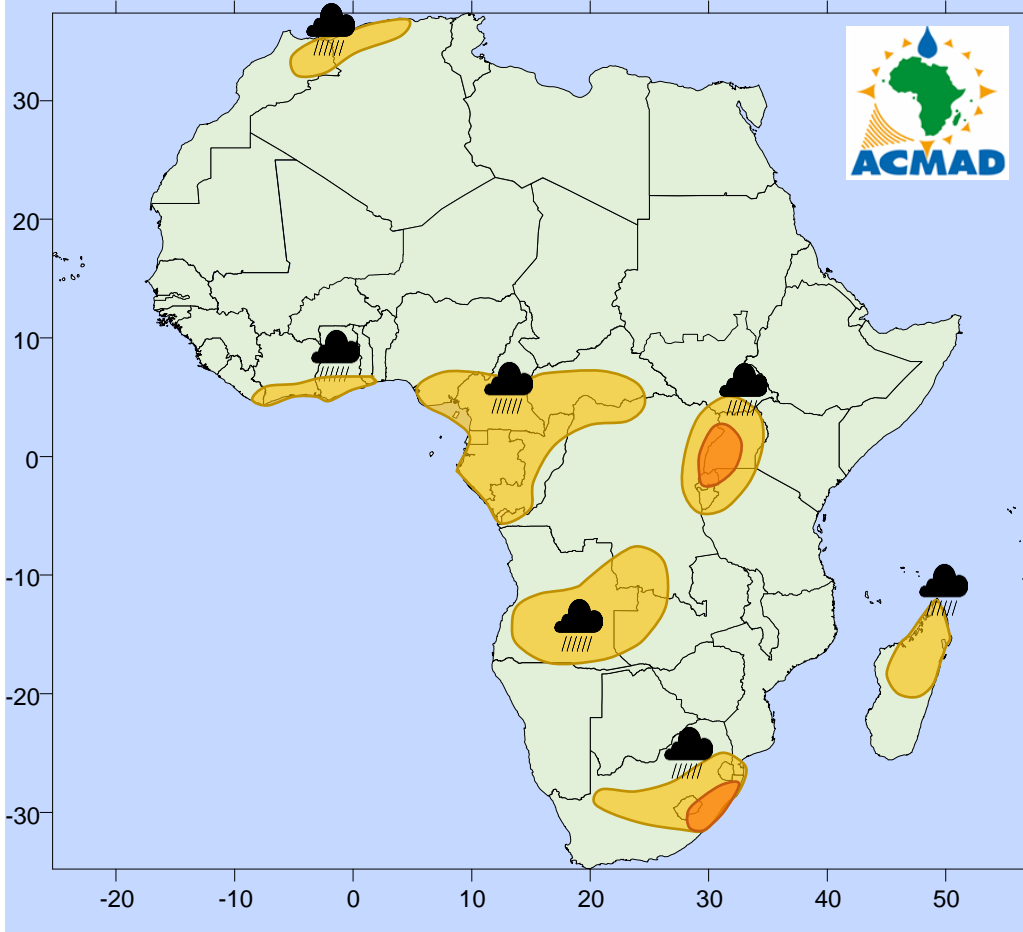
Forecast issue date: November 04th, 2021

Validity period: November 5th, 6th, 7st and 8th, 2021

HAZARD OUTLOOK

Validity: 2021-11-05

issued on 2021-11-04



Weather Icons

- Rain
- Wind
- Dust
- Hail

Forecast Risk

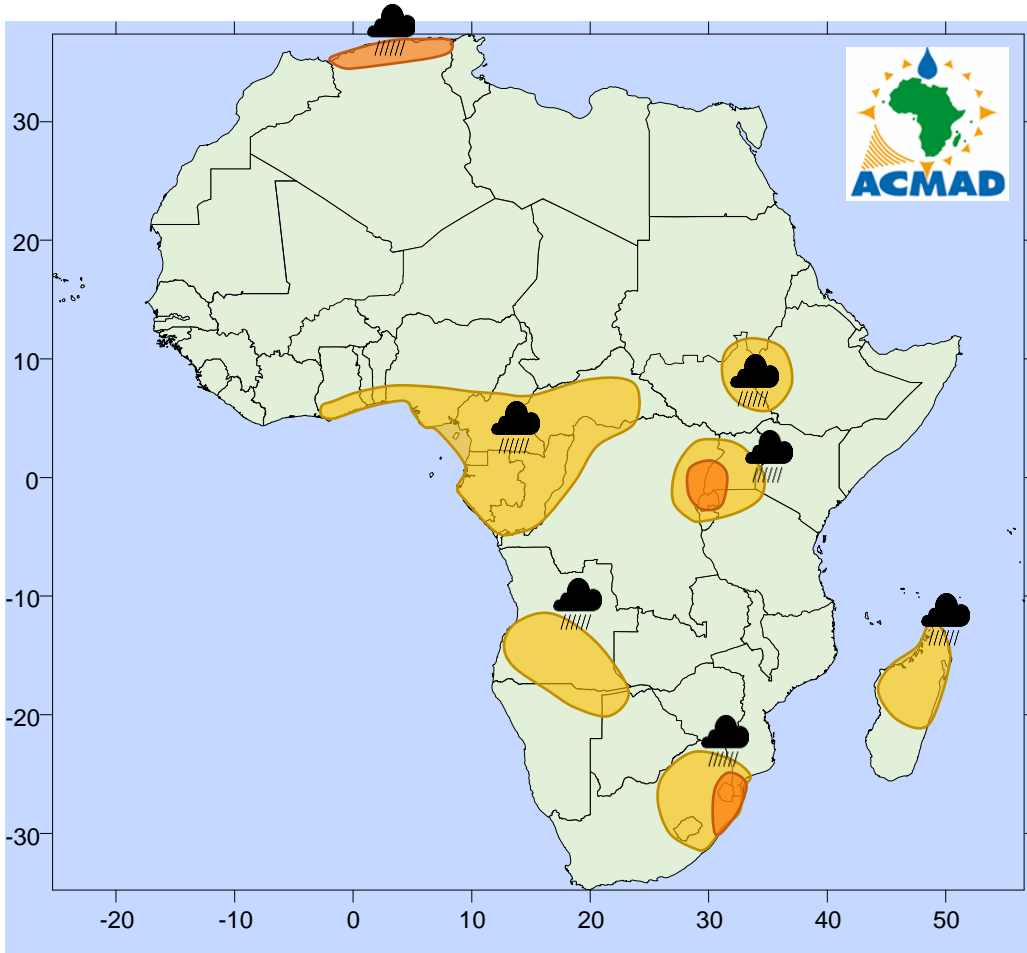
- Take Action** (Red)
- Be Prepared** (Orange)
- Be aware** (Yellow)
- Low risk** (Green)

Weather Forecasting Risk Table

| | | | | | | |
|-------------------|------------------|-----------------|------------|---------------|-------------|------------------|
| Likelihood | Very high | E1 | E2 | E3 | E4 | E5 |
| | High | D1 | D2 | D3 | D4 | D5 |
| | Medium | C1 | C2 | C3 | C4 | C5 |
| | Low | B1 | B2 | B3 | B4 | B5 |
| | Very low | A1 | A2 | A3 | A4 | A5 |
| | | Very low | Low | Medium | High | Very High |

Impact _____






HAZARD OUTLOOK

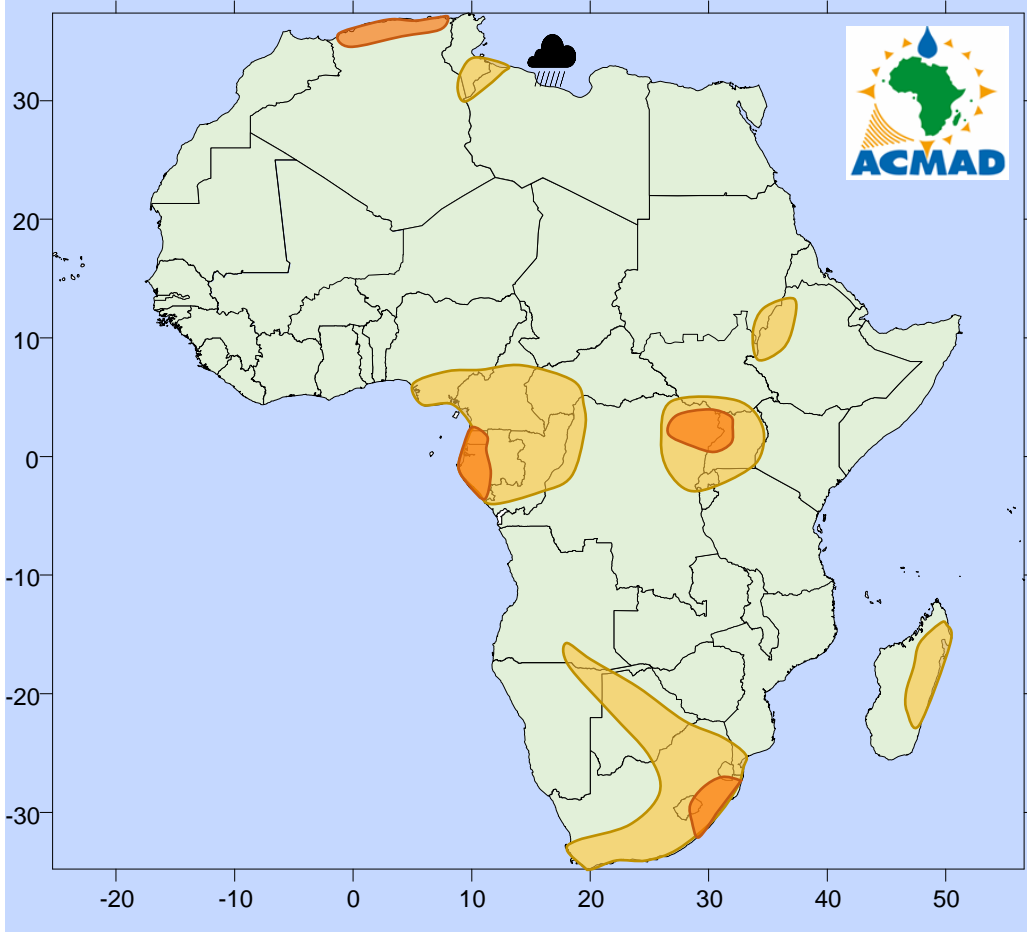
Validity: 2021-11-06

issued on 2021-11-04



Weather Forecasting Risk Table

| | | | | | | |
|-------------------|------------------|-----------------|------------|---------------|-------------|------------------|
| Likelihood | Very high | E1 | E2 | E3 | E4 | E5 |
| | High | D1 | D2 | D3 | D4 | D5 |
| | Medium | C1 | C2 | C3 | C4 | C5 |
| | Low | B1 | B2 | B3 | B4 | B5 |
| | Very low | A1 | A2 | A3 | A4 | A5 |
| | | Very low | Low | Medium | High | Very High |
| | | Impact | | | | |



HAZARD OUTLOOK

Validity: 2021-11-07

issued on 2021-11-04

Weather Icons

- Rain
- Wind
- Dust
- Hail

Forecast Risk

- Take Action** (Red)
- Be Prepared** (Orange)
- Be aware** (Yellow)
- Low risk** (Green)

Weather Forecasting Risk Table

| | | | | | | |
|-------------------|------------------|-----------------|------------|---------------|-------------|------------------|
| Likelihood | Very high | E1 | E2 | E3 | E4 | E5 |
| | High | D1 | D2 | D3 | D4 | D5 |
| | Medium | C1 | C2 | C3 | C4 | C5 |
| | Low | B1 | B2 | B3 | B4 | B5 |
| | Very low | A1 | A2 | A3 | A4 | A5 |
| | | Very low | Low | Medium | High | Very High |

Impact _____






HAZARD OUTLOOK


Validity: 2021-11-08

issued on 2021-11-04


Weather Icons




Rain



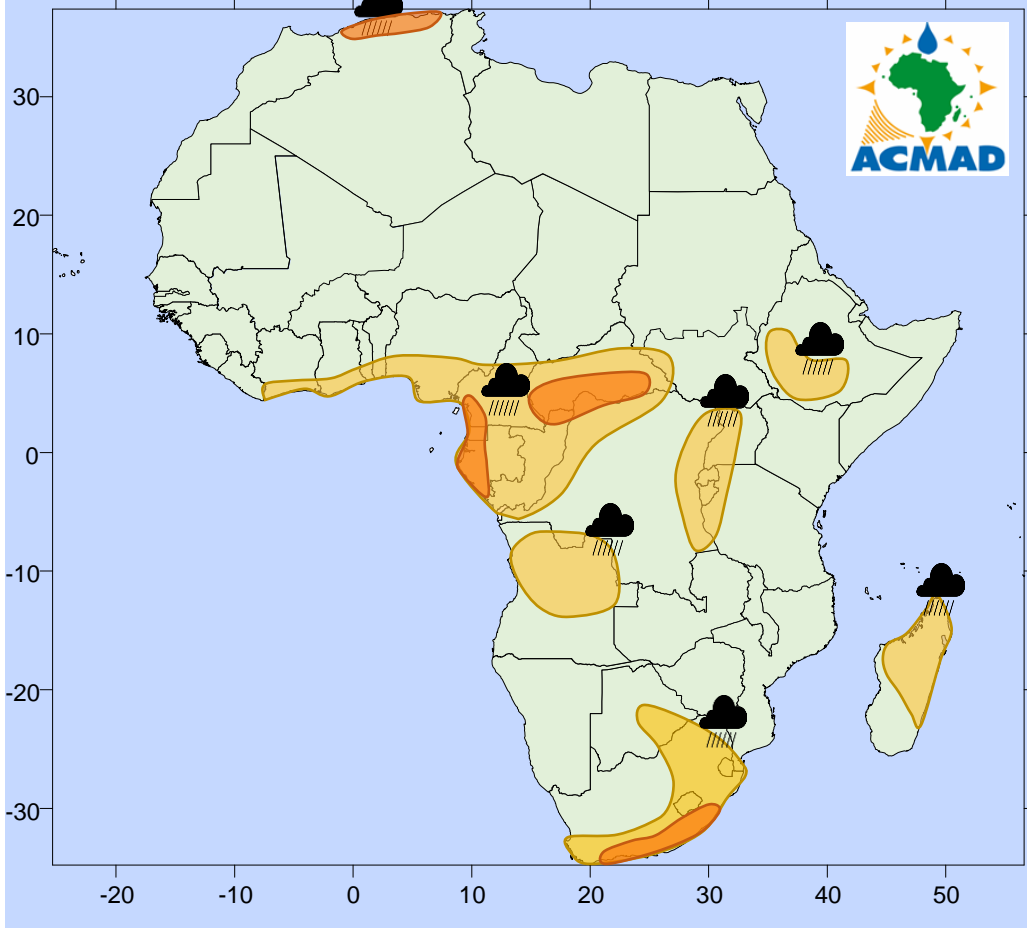
Wind



Dust



Hail



| |
|----------------------|
| Forecast Risk |
| Take Action |
| Be Prepared |
| Be aware |
| Low risk |

Weather Forecasting Risk Table

| | | | | | | |
|-------------------|------------------|-----------------|------------|---------------|-------------|------------------|
| Likelihood | Very high | E1 | E2 | E3 | E4 | E5 |
| | High | D1 | D2 | D3 | D4 | D5 |
| | Medium | C1 | C2 | C3 | C4 | C5 |
| | Low | B1 | B2 | B3 | B4 | B5 |
| | Very low | A1 | A2 | A3 | A4 | A5 |
| | | Very low | Low | Medium | High | Very High |

Impact _____

